



An AIRXCEL Brand

# American Series One Piece Windshield Customer Order Form

Date: \_\_\_\_\_

Page: \_\_\_\_\_ Of: \_\_\_\_\_

With Automatic Safety Retraction Feature

Call at 520-471-3535 or send PDF file to [wmajbon@yahoo.com](mailto:wmajbon@yahoo.com)

Customer Name: \_\_\_\_\_ Phone: \_\_\_\_\_

Billing Address: \_\_\_\_\_

Shipping Address: \_\_\_\_\_

RV Year: \_\_\_\_\_ RV Make: \_\_\_\_\_ RV Model: \_\_\_\_\_

E-mail: \_\_\_\_\_

**View Material Color Options at [MCDInnovations.com](http://MCDInnovations.com)**

I authorize MCD to charge the credit card I provide for this order  
(MCD will call to obtain credit card information):

Day Shade Color: \_\_\_\_\_

Night Shade Color: \_\_\_\_\_

(Typed name will constitute signature)

### Please Note:

- All MCD Shades are custom-made and are non-returnable.
- Width measurement requested is the overall shade assembly size. Do not order by material width.
- Final product tolerance for shade width is +/- .25".

### ORDER DESCRIPTION:

Tip to Tip Measurement of Assembly Width: \_\_\_\_\_ Drop/Height - Overall height from overhead to dash: \_\_\_\_\_

#### Material Bottom Edge Finish:

Enclosed Rod Only

Enclosed Rod with Flap:

Flap Height: \_\_\_\_\_ inches

(Included in the drop/height above)

Min: 3" Max: 8"

#### Product:

Duo (Day and Night)

Solo (Night Only)

#### Motor Location:

Left

Right

**ROCKER SWITCHES:** (Not included with purchase of Windshield) Non-Lighted DPDT Rocker Switch Qty: \_\_\_\_\_

### ROLL SPEC:

Choose one of the following material Roll Spec options.

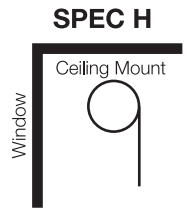
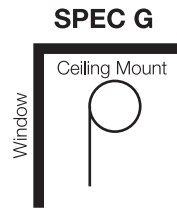


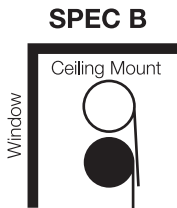
Roll Spec: \_\_\_\_\_

#### Duo® Day/Night Roller Shade Specs:

○=Night Shade

●=Day Shade

#### Solo® Night Roller Shade Specs:



Please see Windshield Installation Diagram for further details to determine which Roll Spec to choose.

NOTES: \_\_\_\_\_



Call at 520-471-3535 or send PDF file to [wmajbon@yahoo.com](mailto:wmajbon@yahoo.com)




An AIRXCEL Brand


# Windshield Installation Diagram

Call at 520-471-3535 or send PDF file to [wmajbon@yahoo.com](mailto:wmajbon@yahoo.com)


## DUO "B" SPEC, AND SOLO "H" SPEC



## DUO "C" SPEC, AND SOLO "G" SPEC



## DUO "D" SPEC, AND SOLO "G" SPEC



Call at 520-471-3535 or send PDF file to [wmajbon@yahoo.com](mailto:wmajbon@yahoo.com)